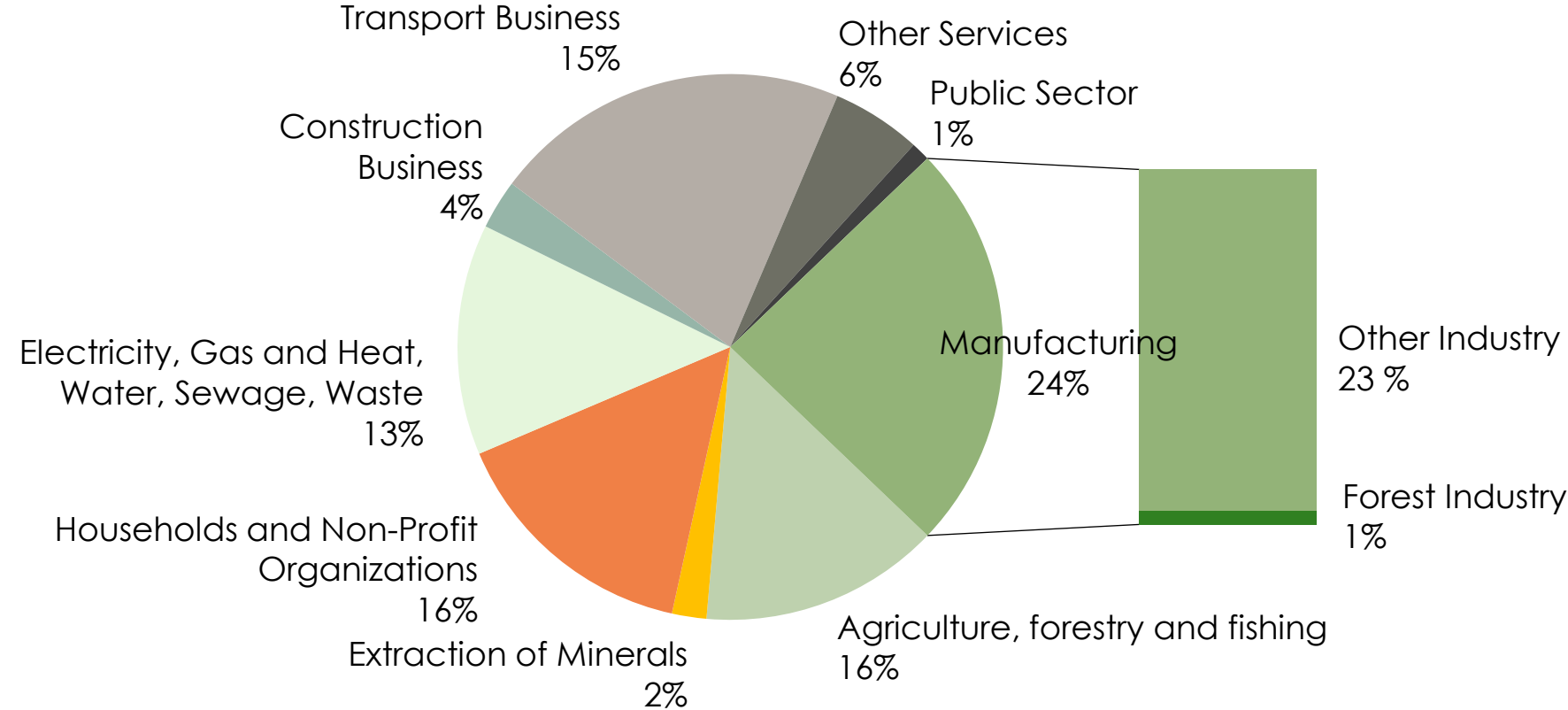


Sweden's total emissions 2020

Per sector

Sweden's total emissions: 47,4 million tonnes of CO2 equivalents



Source: Swedish Forest Industries Foundation, Environmental Protection Agency, Statistics Sweden

Carbon Emissions (CO₂)* 2001-2020

Per Tonnes Virgin Pulp and Paper

Tonnes

0,16

* Based on the forest industry's fossil fuel consumption

0,12

0,08

0,04

0

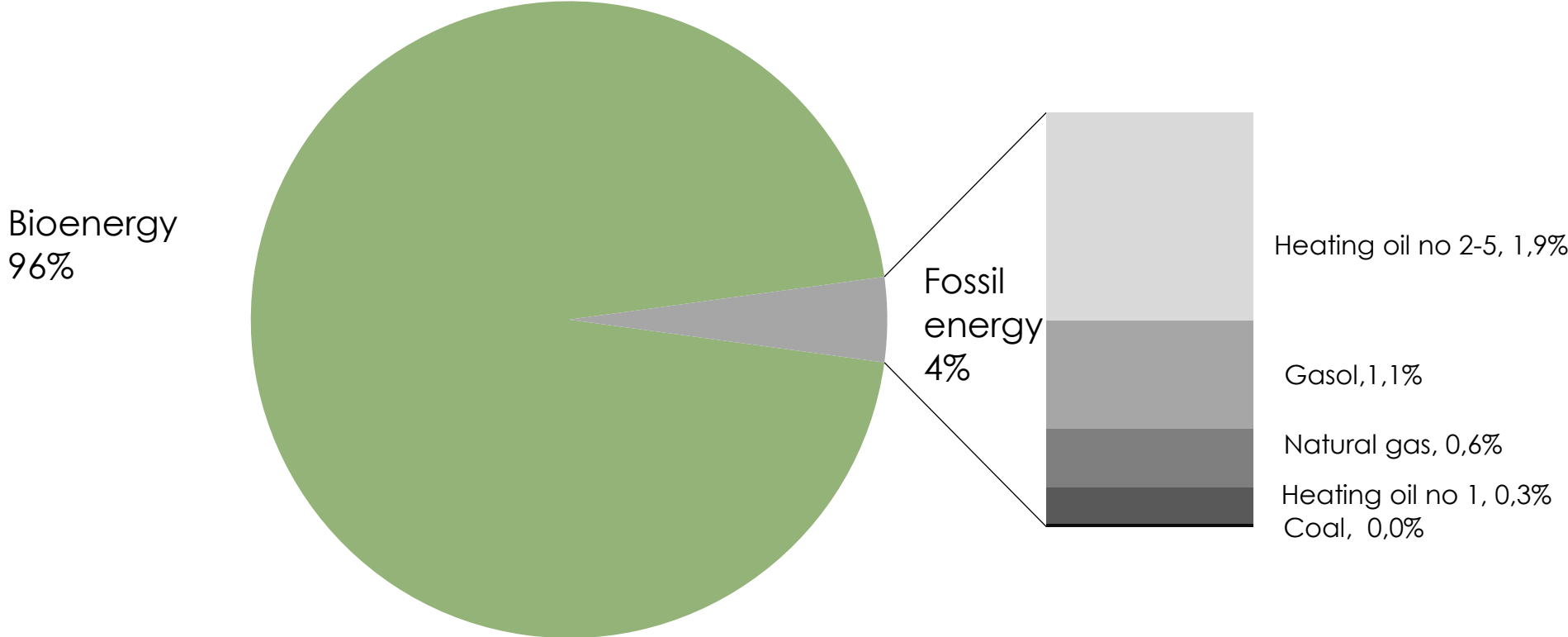
2001 2003 2005 2007 2009 2011 2013 2015 2017 2019

Source: Swedish Forest Industries Foundation, Statistics Sweden



Fuel Consumption 2017





Pulp, Paper, Stationery, Graphic and other Printing Industries



Source: Swedish Forest Industries Foundation, Statistics Sweden

The Forest's Pptake and Carbon Emissions over a Life Cycle

Carbon Absorbed and Released by the Forest Over the Lifecycle

-  Carbon Release
-  Carbon Uptake
-  Felling
-  Annual Growth (Forest Cubic Metres)

The principle of how a forestry ecosystem takes up and releases carbon. The area shaded in green indicates that the forest is taking up more carbon than it releases. The area shaded in orange indicates where the opposite is the case.

